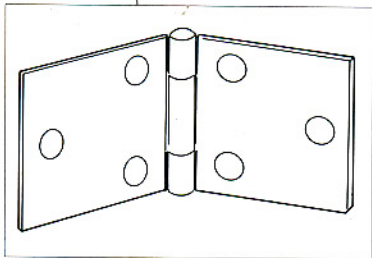


## Scenery Fittings - Hinges


### Steel Backflaps

A general purpose 50mm hinge for scenery.  
Material: Mild steel  
Fixing: No. 8 C.S.K. wood screws.

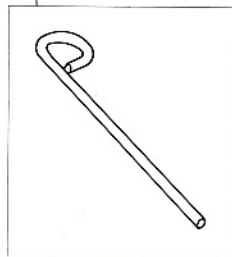


### Loose Pin Hinge

Loose pin hinges provide a fast and simple means of separating scenery flats.  
Material: Mild steel  
Fixing: No. 8 C.S.K. wood screws.



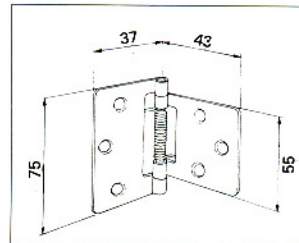
Hinges are supplied in pairs (4 flaps) without pins.



**Hinge Pin**  
(Loose Looped)

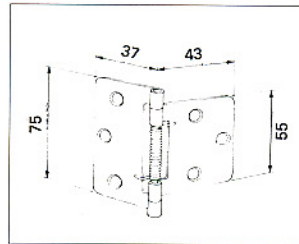
### Single Action Spring Hinge To Open

To hold light scenery doors open.  
Material: Mild steel.  
Fixing: No. 8 C.S.K. wood screws.



### Single Action Spring Hinge To Close

To hold light scenery doors closed.  
Material: Mild steel.  
Fixing: No. 8 C.S.K. wood screws.



### Double Action Spring Hinge

To hold light scenery doors in the closed position but allow them to swing in either direction.  
Material: Mild Steel  
Fixing: No. 8 C.S.K. wood screws.

