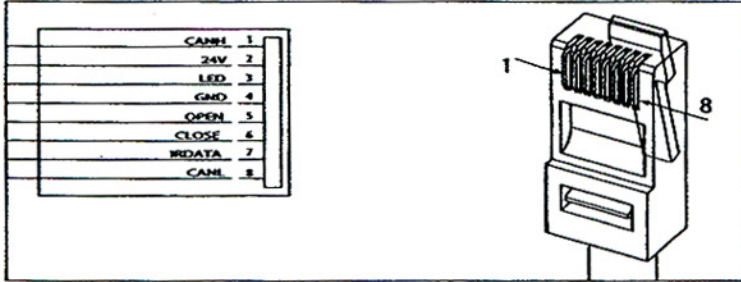


### Pin definition

Overview of all functions of an 8-Pin RJ45 connector  
 Pin numbering as illustrated on the right:

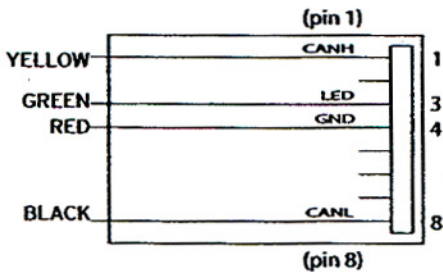


*The T300 CAN-BUS must not be linked with a 6 or 8-core cable.*

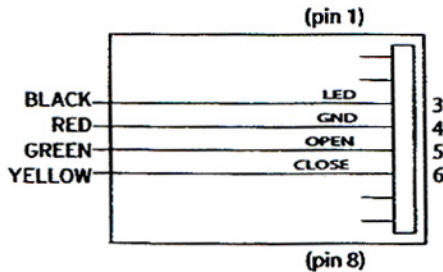
### Wiring connector RJ45

Wiring with a 4-lead cable [FCC-68 standard with a lead size of 7/0.16 mm (26 AWG)].  
 Connection of the LED wire is not required for the system to function, it can either be connected or cut away, whatever is easiest.

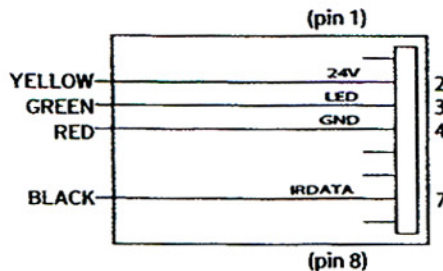
(pin numbering as illustrated above).



**TYPE A:**  
 connector wiring for BUS



**TYPE B:**  
 connector wiring for switching components and external DOMOTICA systems



**TYPE C:**  
 connector wiring for infrared eye  
 (when reducing cable length)